

PNP Silicon AF Transistors

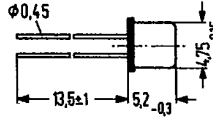
BCX 23  
 BCX 39

SIEMENS AKTIENGESELLSCHAFT

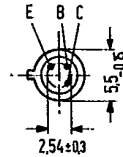
T-29-19

BCX 23 and BCX 39 are epitaxial PNP silicon planar transistors in TO 18 metal case (18 A 3 DIN 41876). The collector is electrically connected to the case. These transistors are particularly suitable for use in AF input and driver stages as well as for universal applications at higher reverse voltages.

Type	Ordering code
BCX 23	Q62702-C733
BCX 39	Q62702-C821



Approx. weight 0.33 g



Dimensions in mm

Maximum ratings ( $T_{amb} = 25^\circ\text{C}$ )

	BCX 23	BCX 39	
Collector-emitter voltage	- $V_{CES}$ 125	100	V
Collector-emitter voltage	- $V_{CEO}$ 125	100	V
Emitter-base voltage	- $V_{EBO}$ 5	5	V
Collector current	- $I_C$ 800	800	mA
Collector peak current	- $I_{CM}$ 1	1	A
Base current	- $I_B$ 100	100	mA
Junction temperature	$T_j$ 200	200	$^\circ\text{C}$
Storage temperature range	$T_{stg}$ -65 to +200	-65 to +200	$^\circ\text{C}$
Total power dissipation ( $T_{amb} = 25^\circ\text{C}$ )	$P_{tot}$ 450	450	mW
Total power dissipation ( $T_{case} = 45^\circ\text{C}$ )	$P_{tot}$ 1.55	1.55	W

Thermal resistance

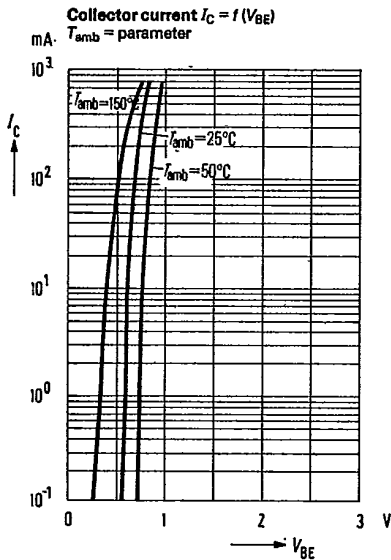
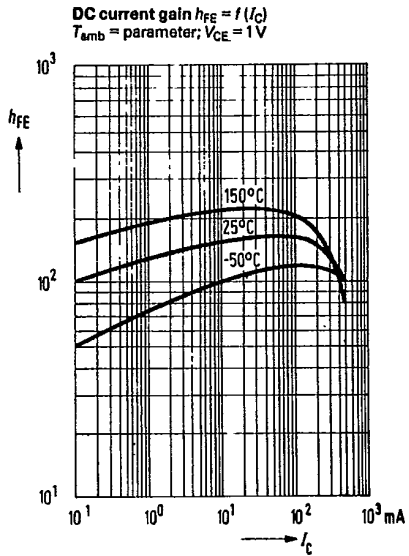
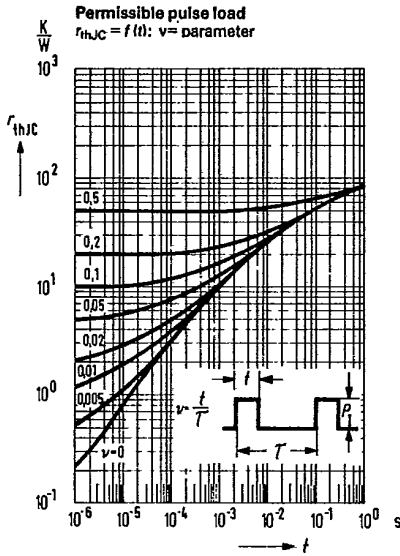
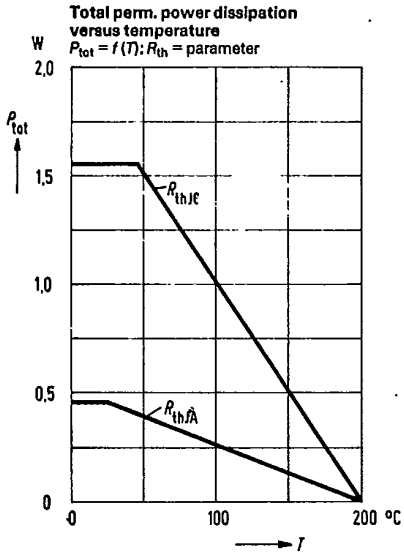
Junction to ambient air	$R_{thJA}$ <390	<390	K/W
Junction to case	$R_{thJC}$ <100	<100	K/W

**Static characteristics ( $T_{amb} = 25^{\circ}\text{C}$ )**

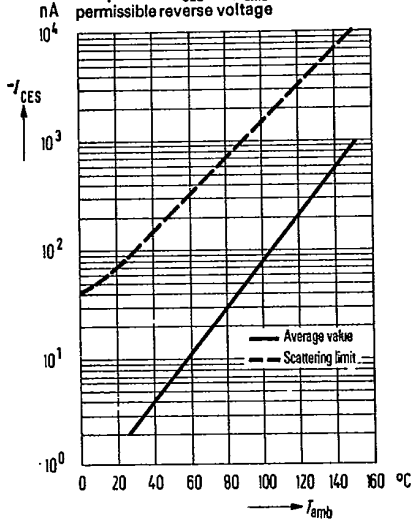
	BCX 23	BCX 39		
Collector-emitter breakdown voltage ( $-I_C = 10\text{ mA}$ )	$-V_{(BR)CEO}$	> 125	> 100	V
Collector-emitter breakdown voltage ( $-I_C = 100\ \mu\text{A}$ )	$-V_{(BR)CES}$	> 125	> 100	V
Emitter-base breakdown voltage ( $-I_E = 100\ \mu\text{A}$ )	$-V_{(BR)EBO}$	> 5	> 5	V
Collector-emitter saturation voltage ( $-I_C = 300\text{ mA}$ ; $-I_B = 30\text{ mA}$ )	$-V_{CEsat}$	$\leq 0.9$	$\leq 0.9$	V
Base-emitter saturation voltage ( $-I_C = 300\text{ mA}$ ; $-I_B = 30\text{ mA}$ )	$-V_{BEsat}$	$\leq 1.4$	$\leq 1.4$	V
Collector cutoff current ( $-V_{CES} = 100\text{ V}$ )	$-I_{CES}$	$\leq 100$	$\leq 100$	nA
( $-V_{CES} = 100\text{ V}$ ; $T_{amb} = 150^{\circ}\text{C}$ )	$-I_{CES}$	$\leq 10$	$\leq 10$	$\mu\text{A}$
Emitter cutoff current ( $-V_{EB} = 4\text{ V}$ )	$-I_{EBO}$	$\leq 100$	$\leq 100$	nA
DC current gain ( $-I_C = 100\text{ mA}$ ; $-V_{CE} = 1\text{ V}$ )	$h_{FE}$	$\geq 63$	> 63	-
( $-I_C = 200\text{ mA}$ ; $-V_{CE} = 1\text{ V}$ )	$h_{FE}$	$\geq 40$	> 40	-

**Dynamic characteristics ( $T_{amb} = 25^{\circ}\text{C}$ )**

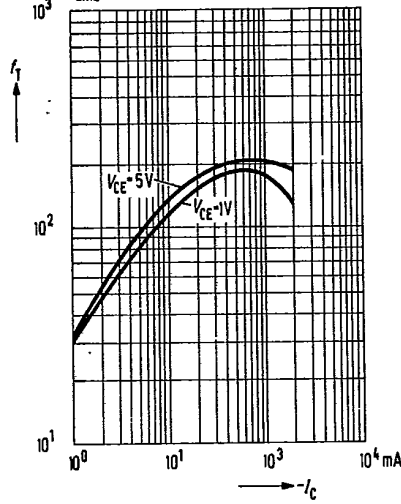
		BCX 23	BCX 39	
Transition frequency ( $-I_C = 10\text{ mA}$ ; $-V_{CE} = 5\text{ V}$ ; $f = 20\text{ MHz}$ )	$f_T$	100	100	MHz
Output capacitance ( $-V_{CB} = 10\text{ V}$ ; $-I_E = 0$ ; $f = 1\text{ MHz}$ )	$C_{ob}$	12	12	pF



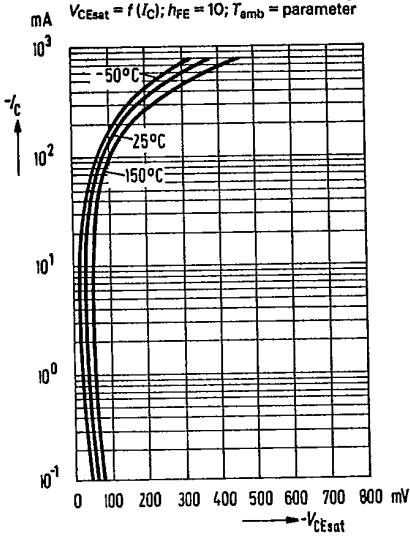
Collector cutoff current versus temperature  $I_{CES} = f(T_{amb})$  for max. permissible reverse voltage



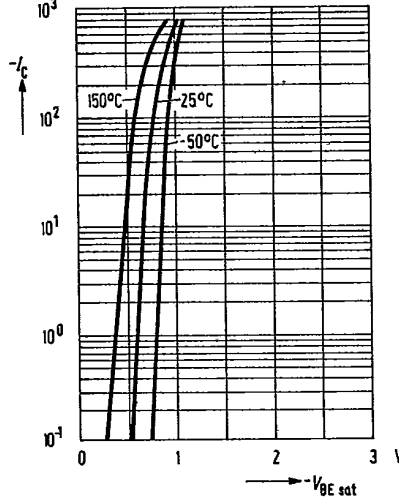
Transition frequency  $f_T = f(I_C)$   
 $V_{CE} = \text{parameter}; f_M = 20 \text{ MHz}; T_{amb} = 25^\circ\text{C}$



Collector-emitter saturation voltage  $V_{CEsat} = f(I_C); h_{FE} = 10; T_{amb} = \text{parameter}$



Base-emitter saturation voltage  $V_{BEsat} = f(I_C); h_{FE} = 10; T_{amb} = \text{parameter}$



This datasheet has been download from:

[www.datasheetcatalog.com](http://www.datasheetcatalog.com)

Datasheets for electronics components.