

Current Sense Transformer



ELECTRICAL SPECIFICATIONS

SM Transformer: W/9.6µH Primary

Primary Inductance: 9.6µH ± 20% @ 0.1V(rms), 100KHz

Primary DC Resistance (1, 2 - 5, 4): 0.05 ohm maximum

Primary DC Current: 1.8A(dc) continuous, 2.5A(dc) incremental

Secondary DC Resistance (6 - 10): 12 ohms maximum

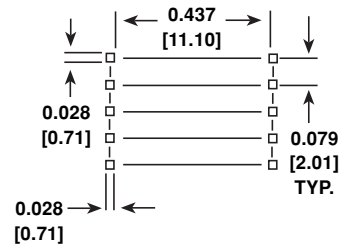
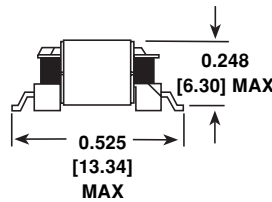
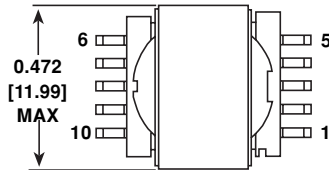
Turns Ratio: (1, 2 - 5, 4) : (6 - 10) = 1.15 ± 2%

Hipot Voltage: 500V(dc) 5 seconds (Between Primary and Secondary windings and to core)

Operating Temperature Range: -20°C to + 85°C

NOTE: For proper operation, terminals 1, 2 and 5, 4 must be tied together.

DIMENSIONS in inches [millimeters]



FOOTPRINT DIAGRAM

SCHEMATIC

